

SERVICE

1A2 KEY TELEPHONE SYSTEM
597- AND 598-TYPE PANELS

1. GENERAL

1.001 This addendum supplements Section 518-215-417, Issue 5. Place these pink sheets ahead of Page 1 of this section.

1.002 This addendum is issued to add information on the following KTUs:

- 400H KTU (CO/PBX Line Circuit)
- 498A KTU (Music-On-Hold).

2. CHANGES TO SECTION

2.001 On Page 4, Table A is revised to show the addition of the 400H and 498A KTUs. A revised Table A is shown in this addendum.

2.002 On Page 5, to the list of illustrations shown under CONNECTION INDEX, add the following in numerical sequence:

Fig. 10.1—400H KTU (CO or PBX Line Circuit)

Fig. 27.1—400H KTU (CO or PBX Line Circuit)

2.003 On Page 6, after Fig. 49 of the list of illustrations, add the following:

Fig. 49.1—498A KTU (Music-On-Hold)

2.004 On Page 5, add the following paragraph after 4.02(c):

4.03 The 498A KTU should be used for four circuits only. The 116A1 circuit module should not be added to this unit because of wiring incompatibility in the 598-type panel.

2.005 On Page 15, add Fig. 10.1.

2.006 On Page 32, add Fig. 27.1.

2.007 On Page 54, add Fig. 49.1.

NOTICE

Not for use or disclosure outside the
Bell System except under written agreement

TABLE A

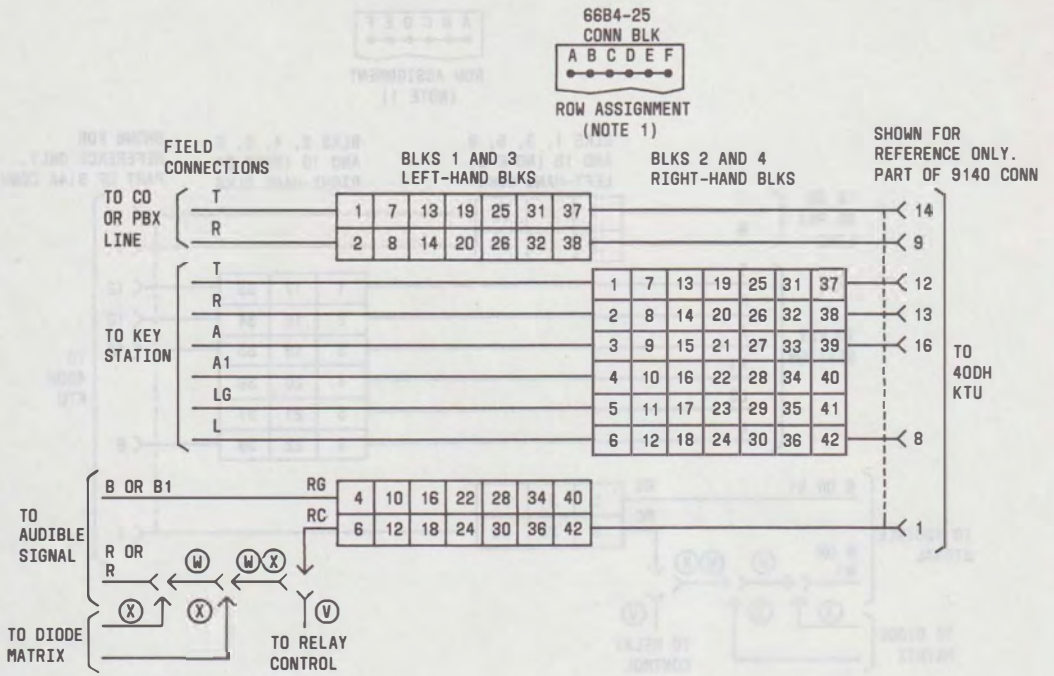
KTUs USED IN 597B AND 598B PANELS

| KTU | FUNCTION | PANELS | |
|---------------------------|---|--------|------|
| | | 597B | 598B |
| 400D (MD) 400G 400H | CO or PBX Circuit | • † | • † |
| 401A | Manual Intercom Line Circuit | • † | • † |
| 413A | Auxiliary Ringup Circuit | • † | • † |
| 414A | Manual Signaling, Ringdown Tie Line Circuit | • | • † |
| 415A | Automatic, DC Signaling, Tie Line Circuit | • † | • † |
| 416A | Station Line Circuit | • | • † |
| 417A | Add-On Conference Circuit | | • |
| 418A | Short Range, DC Signaling, Tie Line Circuit | • | • † |
| 420A | Long Line Circuit | • † | • † |
| 421A | Power Failure Transfer Circuit | • * | • |
| | Audible Signal Suppression Circuit | • | • |
| 422B | Station Busy Selector Circuit | | • |
| 423A | Dial Tone, Busy Tone, and Audible Ringback Tone Circuit | • | • † |
| 428A | Multiline Exclusion Circuit | | • |
| 429A (MD) 429B | Supplementary Hold Detector Circuit | | • |
| 430A | Flutter Generator Circuit | • | • † |
| 448A | Variable Delay Timer Control | | • |
| 449A | Immediate Transfer Control Circuit | | • |
| 461A | Manual Signaling, Ringdown Tie Line Circuit | • | • |
| 469A | Lamp Extender Circuit | • | • |
| 471A | Battery Reversal Toll Restriction Circuit | • | • |
| 498A | Music-On-Hold | | • |

* Will transfer only one circuit.

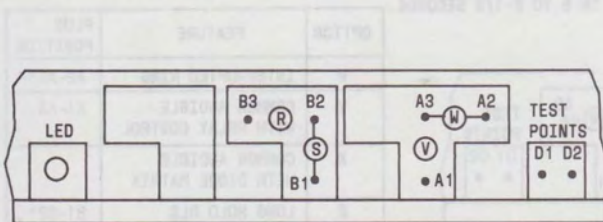
† Not recommended for initial installations; use for growth only when necessary.

• Usable as indicated.



NOTES:

1. COLUMN ASSIGNMENTS FOR LEFT-HAND BLK IS A-E AND FOR RIGHT-HAND BLK IS F-F. SEE BLOCK DIAGRAM OF 66B4-25 CONN BLK IN FIG. 5.
2. RING TIMEOUT IS NOT ADJUSTABLE; OCCURS IN 5 TO 8-1/2 SECONDS.

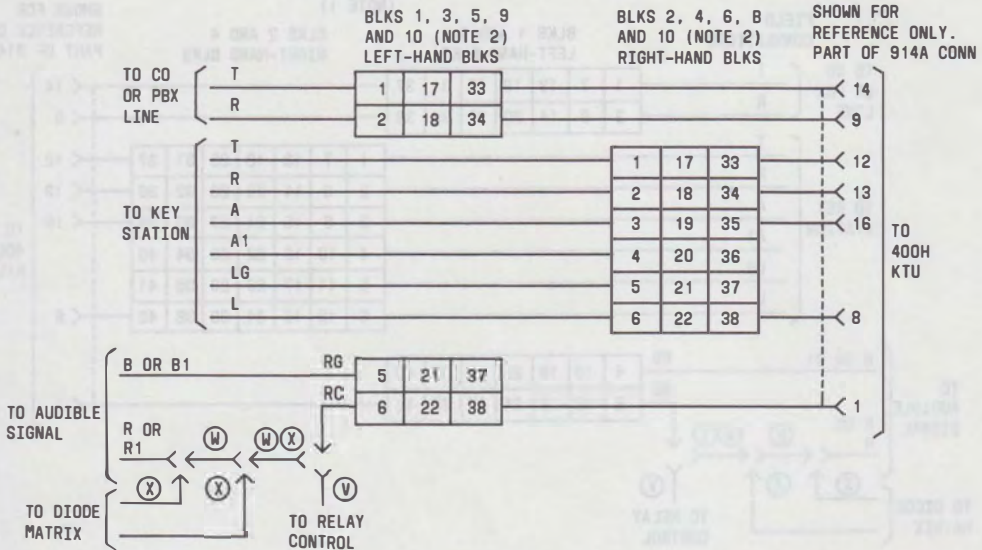
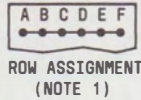


TOP VIEW OF OPTION-HANDLE ASSEMBLY. OPTION SYMBOLS SHOWN CONNECTED ARE FACTORY-INSTALLED OPTIONS.

| OPTION | FEATURE | PLUG POSITION |
|--------|--|---------------|
| W | INTERRUPTED RING | A2-A3* |
| V | COMMON AUDIBLE WITH RELAY CONTROL | A1-A3 |
| X | COMMON AUDIBLE WITH DIODE MATRIX | |
| S | LONG HOLD RLS #1 ESS, #2 ESS, 812 770, DIMENSION PBX | B1-B2* |
| R | SHORT HOLD RLS ALL OTHERS | 82-83 |

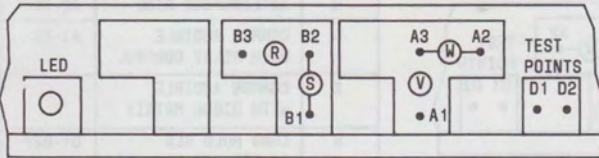
*FACTORY PROVIDED

Fig. 10.1—Nondedicated Lead Connections for 400H KTU (CO or PBX Line Circuit) in 597-Type Panel



NOTES:

1. COLUMN ASSIGNMENTS FOR LEFT-HAND BLK IS A-E AND FOR RIGHT BLK IS F-B. SEE BLOCK DIAGRAM OF 66B4-25 CONN BLK IN FIG. 5.
2. TERMINALS 33 THRU 48 ARE SPARES ON CONN BLKS 9 AND 10.
3. RING TIMEOUT IS NOT ADJUSTABLE; OCCURS IN 5 TO 8-1/2 SECONDS.

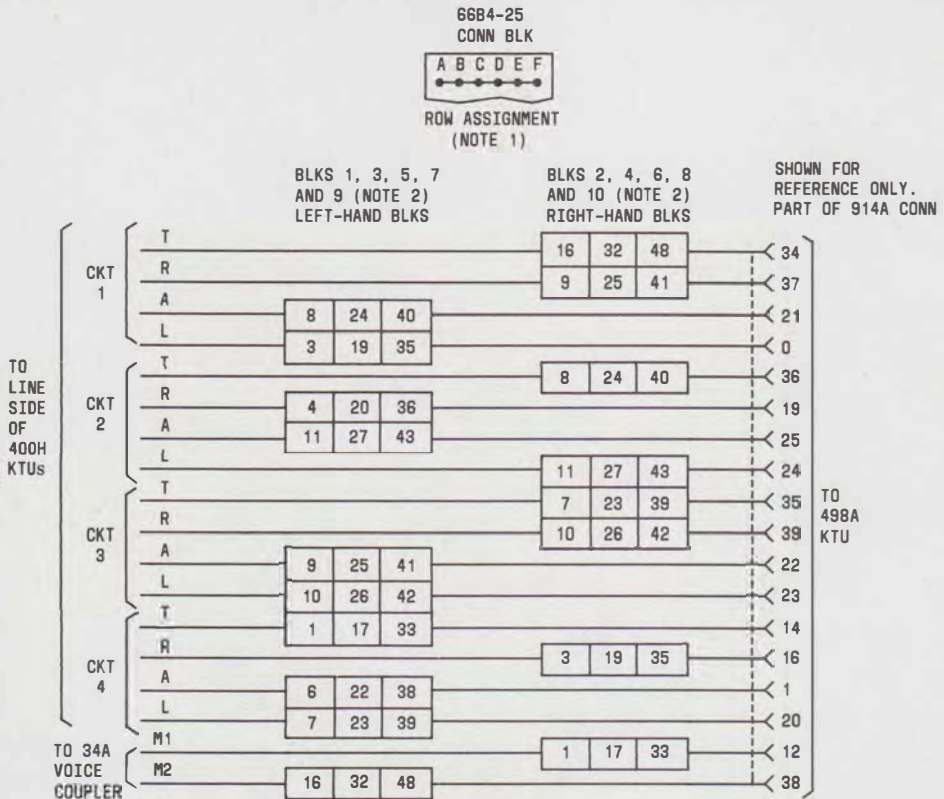


TOP VIEW OF OPTION-HANDLE ASSEMBLY. OPTION SYMBOLS SHOWN CONNECTED ARE FACTORY-INSTALLED OPTIONS.

| OPTION | FEATURE | PLUG POSITION |
|--------|--|---------------|
| W | INTERRUPTED RING | A2-A3* |
| V | COMMON AUDIBLE WITH RELAY CONTROL | A1-A3 |
| X | COMMON AUDIBLE WITH DIODE MATRIX | |
| S | LONG HOLD RLS #1 ESS, #2 ESS, 812 770, DIMENSION PBX | 81-82* |
| R | SHORT HOLD RLS ALL OTHERS | B2-B3 |

*FACTORY PROVIDED

Fig. 27.1—Nondedicated Lead Connections for 400H KTU (CO or PBX Line Circuit) in 598-Type Panel



NOTES:

1. COLUMN ASSIGNMENTS FOR LEFT-HAND BLK IS A-E AND FOR RIGHT-HAND BLK IS F-B. SEE BLOCK DIAGRAM OF 66B4-25 CONN BLK IN FIG. 6.
2. TERMINALS 33 THRU 4B ARE SPARES ON CONN BLKS 9 AND 10.
3. THIS KTU SHOULD BE USED FOR 4 CIRCUITS ONLY. THE 116A1 CIRCUIT MODULE SHOULD NOT BE ADDED TO THIS UNIT BECAUSE OF WIRING INCOMPATIBILITY IN THE 598-TYPE PANEL.

Fig. 49.1—Nondedicated Lead Connections for 498A KTU (Music-On-Hold) in 598-Type Panel