

SPEAKERPHONE SYSTEM—3-TYPE

511-, 1511-, AND 2511-TYPE TELEPHONE SETS

CONNECTIONS AND MAINTENANCE

1. GENERAL

1.01 These sets are supplied factory-wired for use with 3-type speakerphone. Refer to Division 502 for complete telephone set wiring schematics.

1.02 This section is reissued to:

- Include information on 1511- and 2511-type telephone sets
- Show 1511-type sets MD

1.03 Information on the 1511-type sets was formerly found in Section 512-621-410 and 2511-type in Section 512-622-410 which are hereby canceled.

2. MAINTENANCE

2.01 For the 511-, 1511-, and 2511-type telephone set maintenance information refer to the appropriate Reference section in Division 502. Refer to Division 512 for maintenance of speakerphone components used with these sets.

NOTES:

1. MODIFIED FOR "TOUCH-TONE" USE.
2. CONNECT TO LOCAL GROUND OR TO AI FOR KTS USE.
3. FOR REDUCED LOUDSPEAKER VOLUME, CONNECT SPI LEAD TO TERMINAL 24 (55A) OR 30 (55B).
4. TO BUSY LAMP CONTROLLED BY SPEAKERPHONE.
5. ADD STRAP FOR BUSY LAMP CONTROLLED BY SPEAKERPHONE ONLY.
6. INSULATE AND STORE UNUSED LEADS.

1 NETWORK TERMINAL

(W) 511C/D

(X) 1511D(MD)

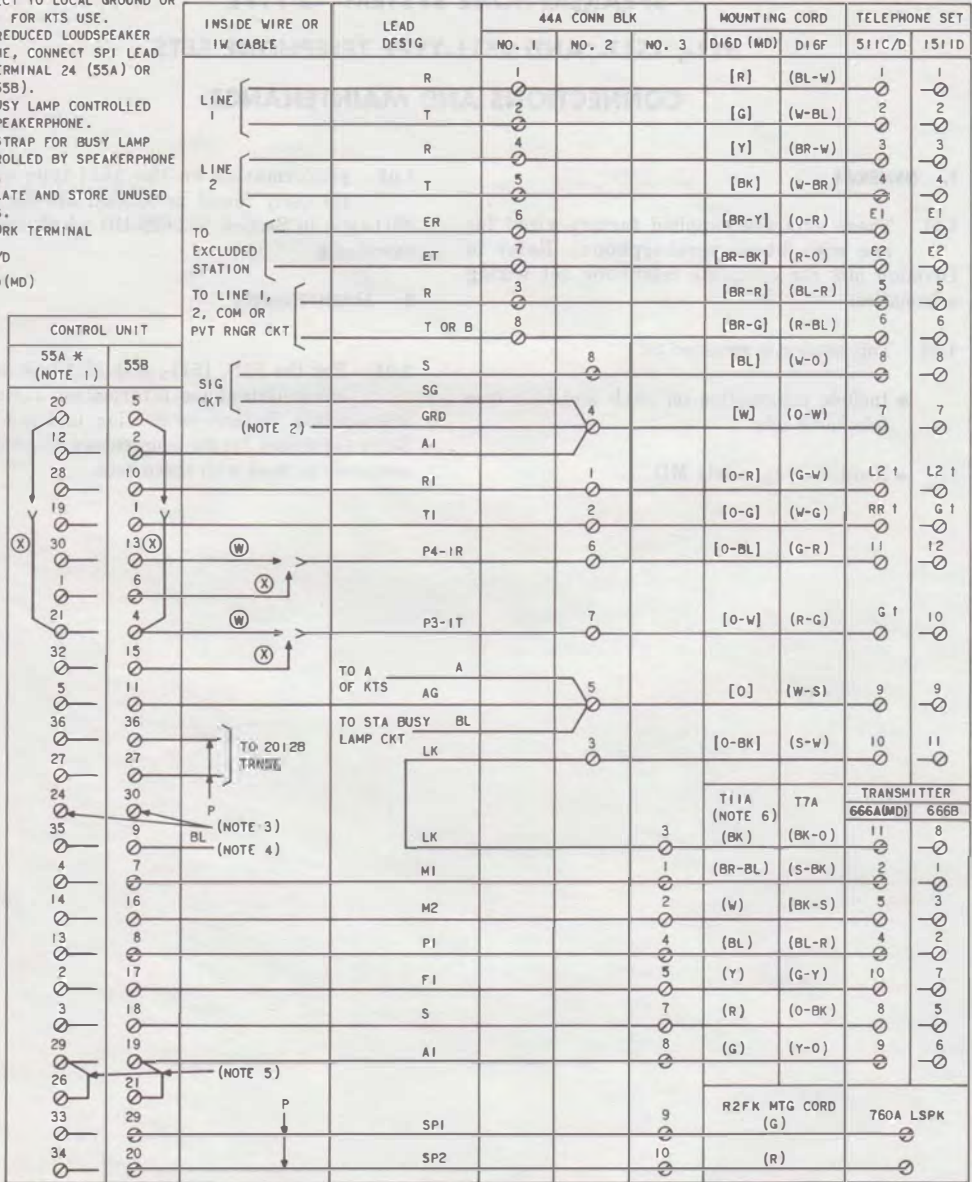


Fig. 1—511C/D and 1511D (MD) Telephone Set, Connections to 3-Type Speakerphone System

NOTES:

1. MODIFIED FOR "TOUCH-TONE" USE.
2. CONNECT TO LOCAL GROUND OR TO A1 FOR KTS USE.
3. FOR REDUCED LOUDSPEAKER VOLUME, CONNECT SPI LEAD TO TERMINAL 24 (55A) OR 30 (55B).
4. TO BUSY LAMP CONTROLLED BY SPEAKERPHONE.
5. ADD STRAP FOR BUSY LAMP CONTROLLED BY SPEAKERPHONE ONLY.
6. INSULATE AND STORE UNUSED LEADS.

† NETWORK TERMINAL

Ⓢ 511F

Ⓧ 1511F (MD), 2511F

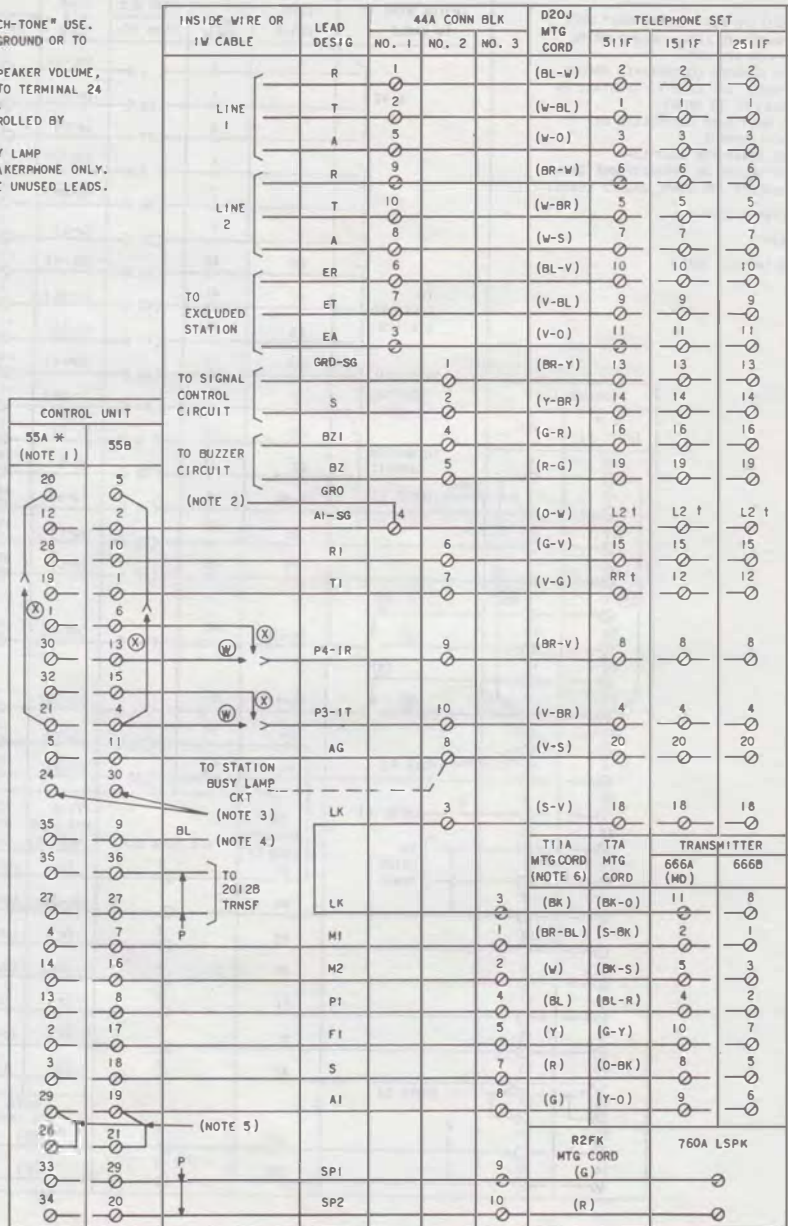


Fig. 2—511F, 1511F (MD), and 2511F Telephone Set, Connections to 3-Type Speakerphone System

SECTION 512-620-415

NOTES:

1. MODIFIED FOR "TOUCH-TONE" USE.
2. CONNECT TO LOCAL GROUND OR TO A1 FOR KTS USE.
3. FOR REDUCED LOUDSPEAKER VOLUME CONNECT SPI LEAD TO TERMINAL 24 (55A) OR 30 (55B).
4. TO BUSY LAMP CONTROLLED BY SPEAKERPHONE.
5. ADD STRAP FOR BUSY LAMP CONTROLLED BY SPEAKERPHONE ONLY.
6. INSULATE AND STORE UNUSED LEADS.

1 NETWORK TERMINAL

(W) 511H

(X) 1511H(MD), 2511H

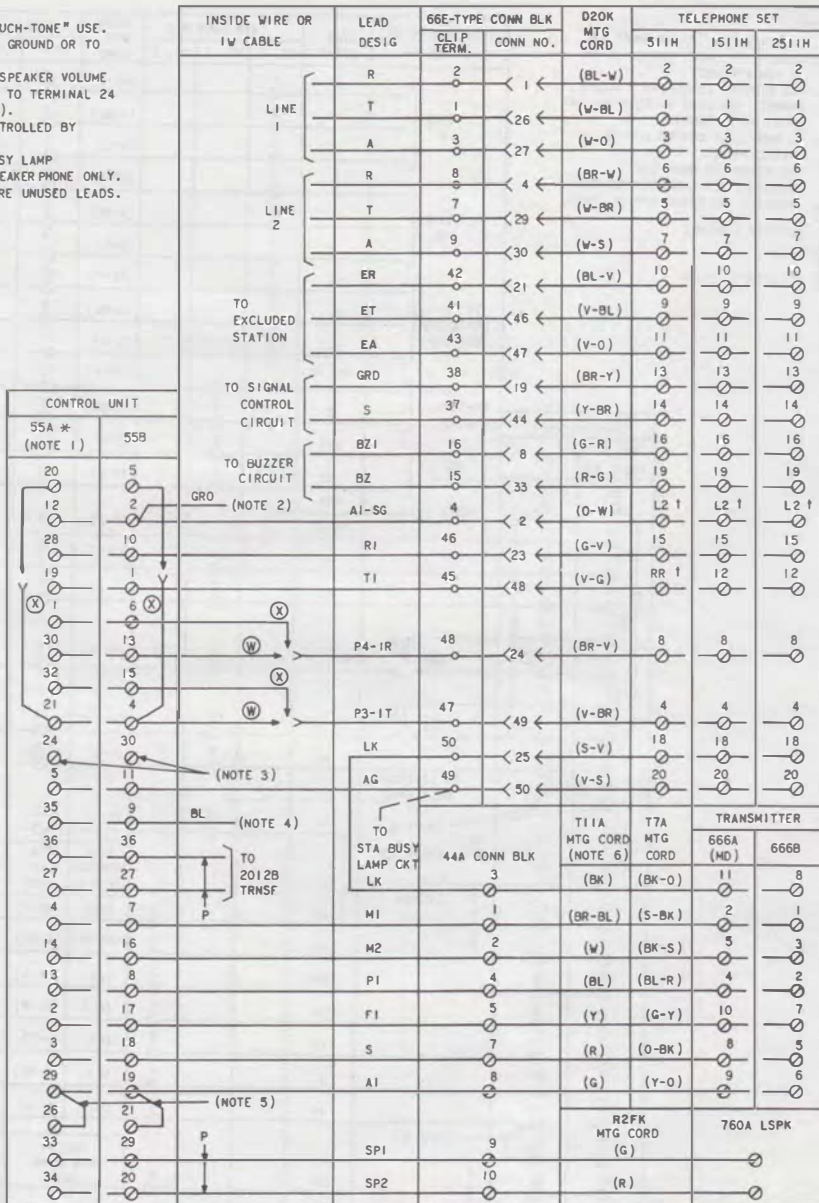


Fig. 3—511H, 1511H (MD), and 2511H Telephone Set, Connections to 3-Type Speakerphone System