

SERVICE
502A/B AND 502BM TELEPHONE SETS
CONNECTIONS

1. GENERAL

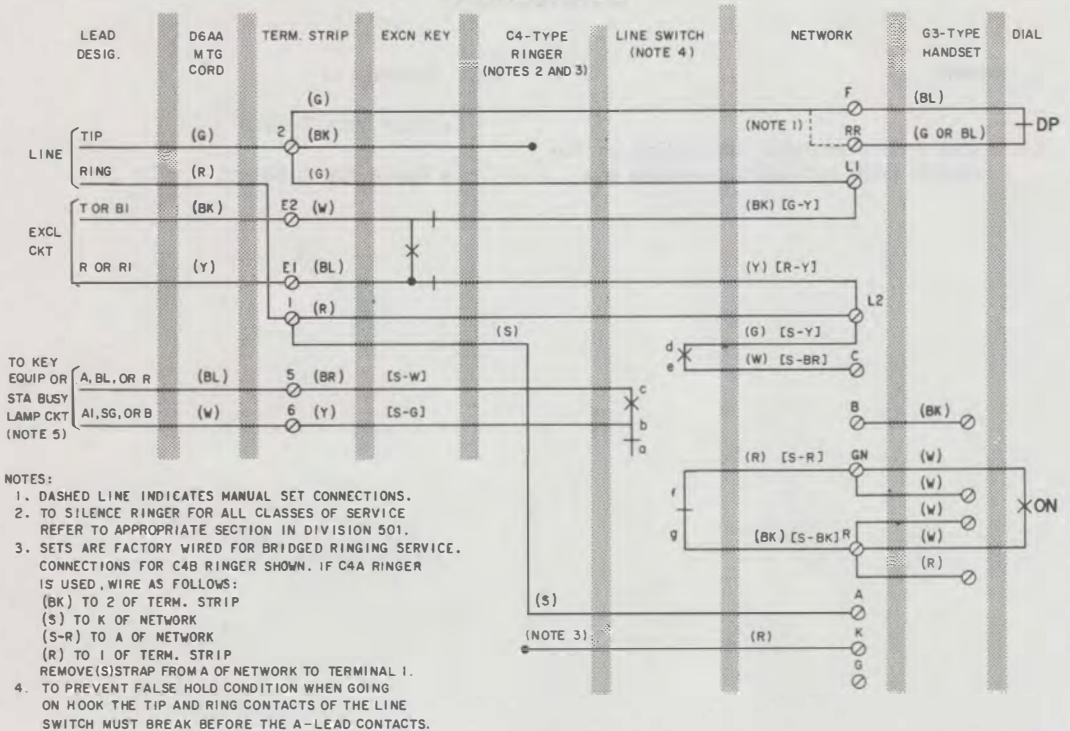
1.01 This section contains information on the 502A/B (MD) and 502BM telephone sets.

1.02 Reissued to:

- Show 502A/B (MD)
- Revise Fig. 2, Note 6.

NOTICE

Not for use or disclosure outside the
Bell System except under written agreement



DP - DIAL PULSE CONTACTS
 ON - DIAL OFF-NORMAL CONTACTS
 () - CURRENT COLOR CODE
 [] - MD COLOR CODE

Fig. 1—502A/B (MD) Telephone Set, Connections

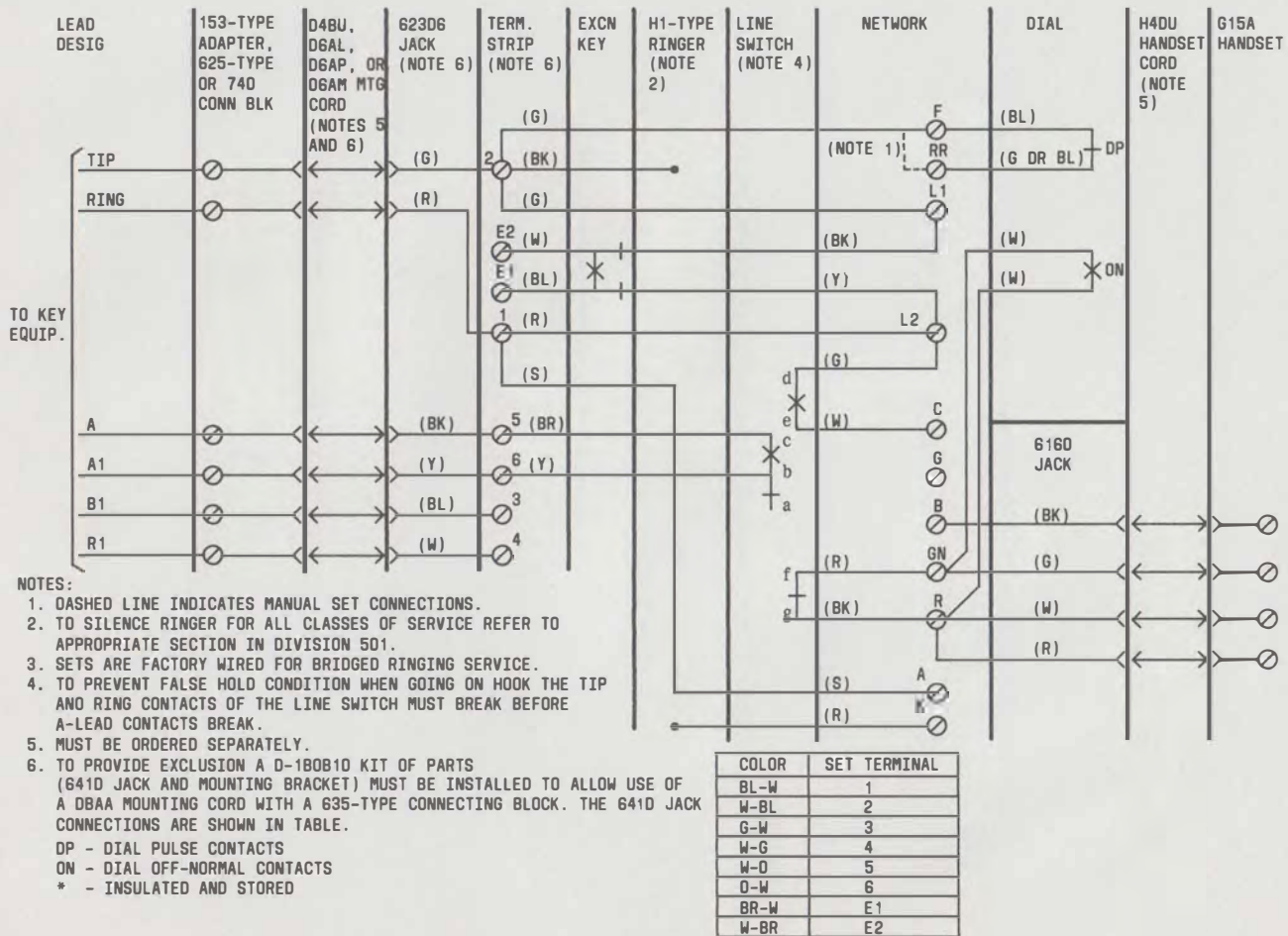


Fig. 2—502BM Telephone Set, Connections

SERVICE

510A, B, E, F, AND FM TELEPHONE SETS

1. GENERAL

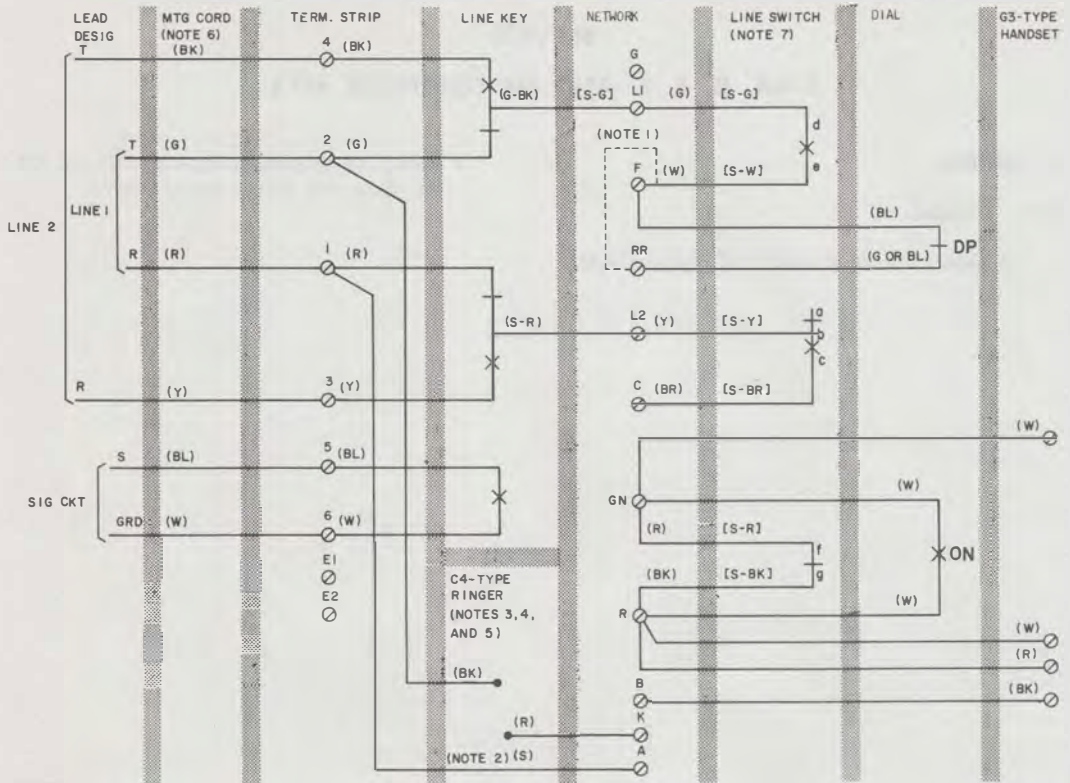
- Delete information on 510AM, BM, and EM telephone sets (never manufactured)

1.01 Reissued to:

- Show 510A, B, E, and F telephone sets MD

NOTICE

Not for use or disclosure outside the
Bell System except under written agreement

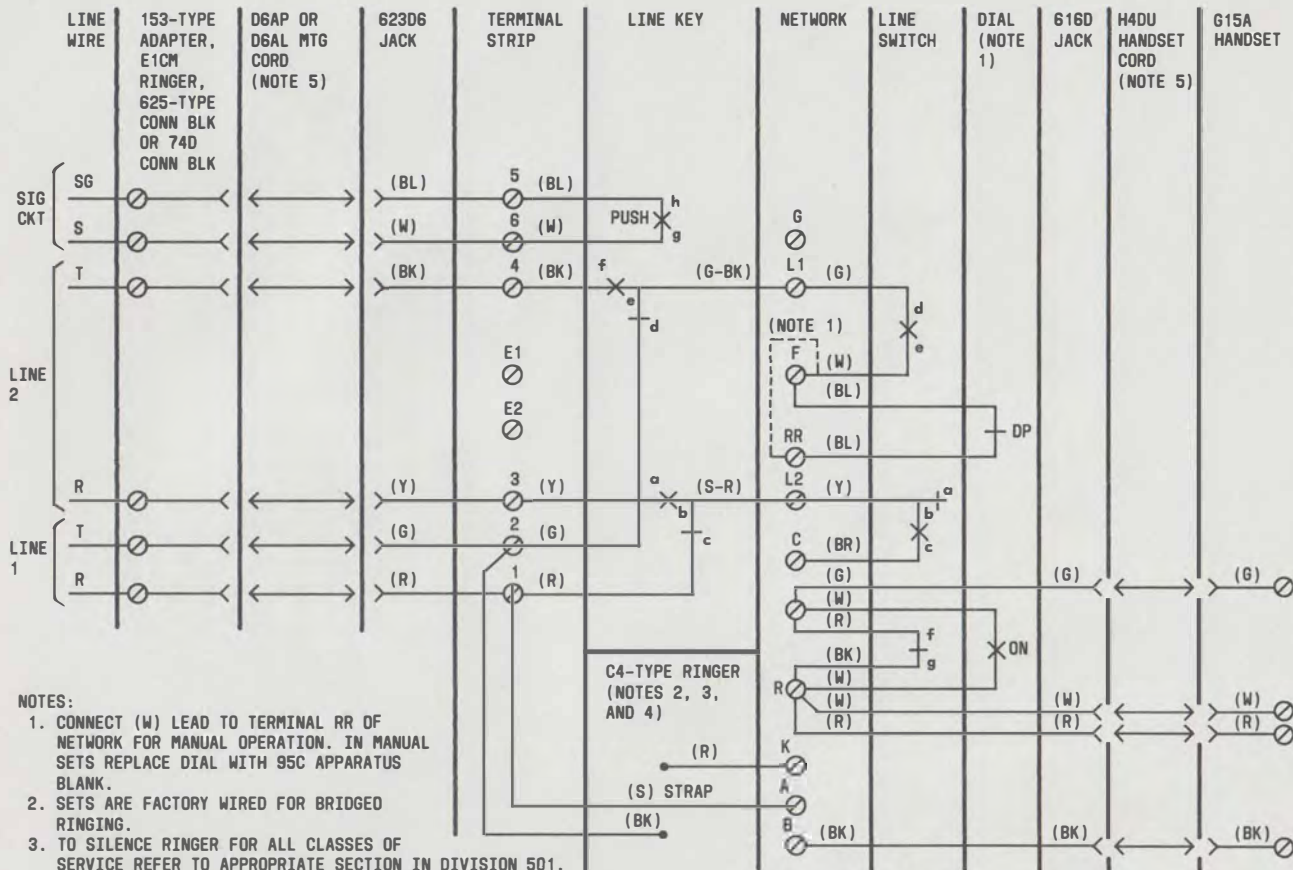


NOTES:

1. CONNECT (w) OR [S-w] LEAD TO TERMINAL RR OF NETWORK IN MANUAL SETS.
2. SETS ARE FACTORY WIRED FOR BRIDGED RINGING SERVICE. CONNECTIONS FOR C4B RINGER SHOWN. CONNECTIONS FOR C4A RINGER (USED ON 510 A/B) AS FOLLOWS:
 (BK) TO 2 OF TERM. STRIP
 (S) TO K OF NETWORK
 (S-R) TO A OF NETWORK
 (R) TO 1 OF TERM. STRIP
3. REMOVE (S) STRAP FROM A OF NETWORK AND 1 OF TERM. STRIP. TO SILENCE RINGER FOR ALL CLASSES OF SERVICE REFER TO APPROPRIATE SECTION IN DIVISION 501.
4. RINGER CONNECTIONS PROVIDE FOR RINGING ON LINE 1. FOR RINGING ON LINE 2, CONNECT (BK) RINGER LEAD AND (S) STRAP LEAD TO TERMINALS 4 AND 3 RESPECTIVELY.

5. A 7-TYPE BUZZER ON A 44B BRACKET MAY BE SUBSTITUTED FOR THE RINGER AS A COMMON OR PRIVATE LINE AUDIBLE SIGNAL.
 6. 510A AND B SETS ARE EQUIPPED WITH D4BJ OR D4BK MTG CORD WHICH DOES NOT PROVIDE SIGNAL CKT LEADS. 510E AND F SETS ARE EQUIPPED WITH D6AA MTG CORD.
 7. LINE SWITCH SEQUENCE, HANDSET REMOVED:
 bc - MAKES
 de - MAKES
 ab - BREAKS
 fg - BREAKS
- DP - DIAL PULSE CONTACTS
 ON - DIAL OFF-NORMAL CONTACTS
 () - CURRENT COLOR CODE
 [] - MD COLOR CODE

Fig. 1—510A (MD), B (MD), E (MD), and F (MD) Telephone Sets, Connections



NOTES:

1. CONNECT (W) LEAD TO TERMINAL RR OF NETWORK FOR MANUAL OPERATION. IN MANUAL SETS REPLACE DIAL WITH 95C APPARATUS BLANK.
2. SETS ARE FACTORY WIRED FOR BRIDGED RINGING.
3. TO SILENCE RINGER FOR ALL CLASSES OF SERVICE REFER TO APPROPRIATE SECTION IN DIVISION 501.
4. RINGER CONNECTIONS PROVIDE FOR RINGING ON LINE 1. FOR RINGING ON LINE 2, CONNECT (BK) RINGER LEAD AND (S) STRAP LEAD TO TERMINALS 4 AND 3 RESPECTIVELY.
5. MUST BE ORDERED SEPARATELY.

DP - DIAL PULSE CONTACTS
ON - DIAL OFF - NORMAL CONTACTS

Fig. 3—510FM Telephone Set, Connections