

DESIGNATION STRIPS AND CARDS

1. GENERAL

1.01 Designation strips and cards are used to indicate on which key or pushbutton a particular PBX extension, central office line, or other service appears on multibutton telephone sets or keys.

1.02 This section is reissued to:

- Revise Table A to include current modular telephone sets
- Remove designation strips and "E" form information on telephone consoles and keys
- Delete Table D on miscellaneous apparatus

Since this reissue covers a general revision, arrows ordinarily used to indicate changes have been omitted.

2. IDENTIFICATION

2.01 Table A list designation strips and telephone sets on which they are used. Table B lists keys which are not equipped with designation card holders.

2.02 Refer to appropriate section on keys, key mountings, consoles, lamp sockets, subscriber sets, etc. for information covering "E" forms and designation strips for these items.

NOTICE

Not for use or disclosure outside the
Bell System except under written agreement

TABLE A

DESIGNATION STRIPS FOR TELEPHONE SETS

TEL SET	DESIG STRIP, CARD FORM, OR PART NUMBER	FIG. NO.	REMARKS
543-type	812758837 (P-27E883)	1	
563-type 564-type 565-type 566-type 568-type	E-4227-G	1	
575AM	E-4227-G		
609B	811452770 (P-14E277)	2	
	811452778 (P-14E278)		
	811452796 (P-14E279)		
	811452804 (P-14E280)		
	811452812 (P-14E281)	3	Use with 617 A key
617B-type 618B-type 619A-type 623A3	814451290 (P-44E129)	4	
624A10-type	814453783 (P-44E378)	5	
625A1	814455093 (P-44E509)	6	
630-series	E-4646 or E-5837	7,8	E-4646 (Rectangular) E-5837 (Square)
643A3	812161792 (P-21F179)	9	
680A-type 681A-type 682AA,AAM 683AA,AAM	814451290 (P-44E129)	4	
830CM	E-5837	8	(1) Required
830DM	E-5837 and E-6672	8,10	(1) Each Required
831CM	E-5837	8	(2) Required
831DM	E-5837 and E-6672	8,10	(2) E-5837 and (1) E-6672 Required
832BM, CM, 832DM, EM	E-5837 and E-6672	8,10	(1) Each Required
833BM,CM 833DM,EM	E-5837 and E-6672	8,10	(2) E-5837 and (1) E-6672 Required
836 AM 837AM	E-6559	14	
851CM 852AM 872A1M	E-5837	8	
981A01	E-6723	12	E-6723 for line keys and standard DSS keys
983A02	E-6873	17	E-6873 for code busy DSS keys

TABLE A (Cont)

DESIGNATION STRIPS FOR TELEPHONE SETS

TEL SET	DESIG STRIP, CARD FORM, OR PART NUMBER	FIG. NO.	REMARKS
2563 2564 2565-type 2568-type 2575 AM	E-4227-G	1	
2623 A3 2626 A1	814451290 (P-44E129)	4	
2630-series	E-4646 or E-5837	7,8	E-4646 (Rectangular E-5837 (Square)
2660 A1M 2662 A-type 2664 A-type	814451290 (P-44E129)	4	
2682 AA, AAM 2683 AA, AAM	814451290 (P-44E129)	4	
2684 A-type 2685 A-type	814451290 (P-44E129) 814451308 (P-44E130)	4 13	Use 814451308 (P-44E130) strip if tel set is equipped with 617A key
2752 A&B	E-5253	11	Use when key is equipped with rectangular buttons
2754 A&B	E-5837	8	Use when key is equipped with square buttons
2830 CM	E-5837	8	(1) Required
2830 DM	E-5837 and E-6672	8,10	(1) Each Required
2831 CM	E-5837	8	(2) Each Required
2831 DM	E-5837 and E-6672	8,10	(2) E-5837 and (1) E-6672 Required
2832 BM, CM 2832 DM, EM	E-5837 and E-6672	8,10	(1) Each Required
2833 BM, CM 2833 DM, EM	E-5837 and E-6672	8,10	(2) E-5837 and (1) E-6672 Required
2836 AM 2837 AM	E-6559	14	
2851 CM 2852 AM 2872 A2M	E-5837	8	
2981 A01	E-6723	12	E-6723 for line keys and standard DSS keys
2983 A02	E-6873	17	E-6873 for code busy DSS keys
2991-, 2992-, 2993-, and 2994-type	E-6980-1 and E-6980-2	15,16	(1) 6980-1 for 5- and 10-button sets (1) 6980-1 and (1) 6980-2 for 20-button sets (1) 6980-1 and (2) 6980-2 for 30- and 40-button sets
3568-type	E-5253	11	
3623 A3	814451290 (P-44E129)	4	
3640 A-type 3641 A-type 3666 A1A-type 3666 A1B-type 3673 A1 3673 A7	E-5253	11	

TABLE B

DESIGNATION STRIPS FOR KEYS NOT EQUIPPED WITH DESIGNATION CARD HOLDERS

KEY	DESIG STRIP CODE	WINDOW PIECE PART	APPROXIMATE SIZE OF DESIG CARD*
			INCHES
6002	8AG	804670472 (P-467047)	2 by 5/8
6009	8AF	804670463 (P-467046)	3-15/16 by 3/4
6011	8AG	804670472 (P-467047)	2 by 5/8
6012	8AE	804670463 (P-467046)	3-15/16 by 3/4
6017	98A	804670346 (P-467034)	9/16† by 5/16
6019	8AD	804670454 (P-467045)	5-5/16 by 3/4
6030	98A	804670346 (P-467034)	9/16† by 5/16

* The designation card should be the same size as the acetate window. Any good grade of paper may be used. Supplied locally.

† Use designation card 804768828 (P-476882).

MESSAGE WAITING	DESK	LOCAL	LONG DISTANCE
-----------------	------	-------	---------------

812758837(P-27E883)

E-4227-G

Fig. 1—Designation Cards

ORIG	ORIG	1 TALK	1 TTY
HOLD	CLEAR	HOLD	2 TTY
RLS		RLS	ANS
ACCESS	ACCESS	2 TALK	ORIG
		HOLD	RLS
SIG RLS		RLS	ACCESS

811452770 (P-14E277) 811452778 (P-14E278) 811452796 (P-14E279) 811452804 (P-14E280)

Fig. 2—Designation Strips




Fig. 3—81452812 (P-14E281) Designation Strip




Fig. 5—814453783 (P-44E378) Designation Strip




Fig. 4—814451290 (P-44E129) Designation Strip






Fig. 6—814455093 (P-44E509) Designation Strip




Fig. 7—E-4646 Designation Strip

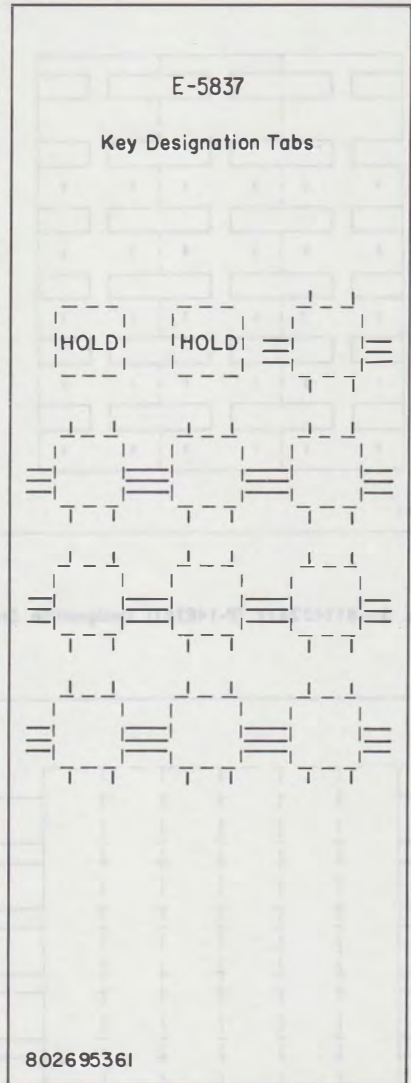


Fig. 8—802695361 (E-5857) Designation Tabs

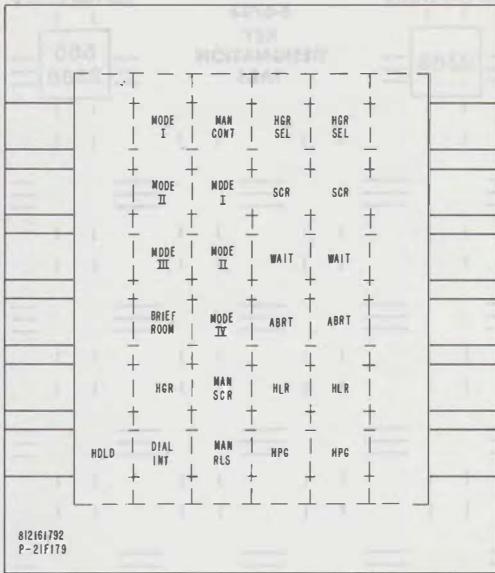


Fig. 9—812161792 (P-21F179) Designation Strip

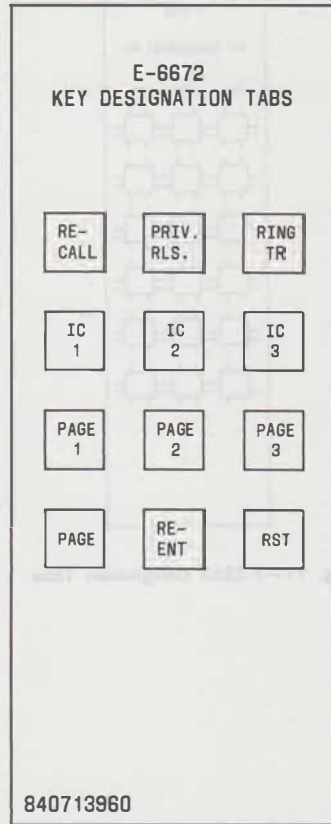


Fig. 10—840713960 (E-6672) Designation Tabs

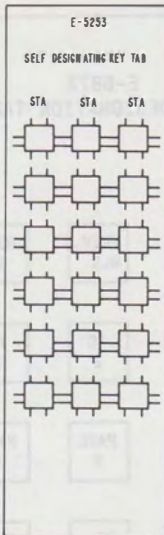
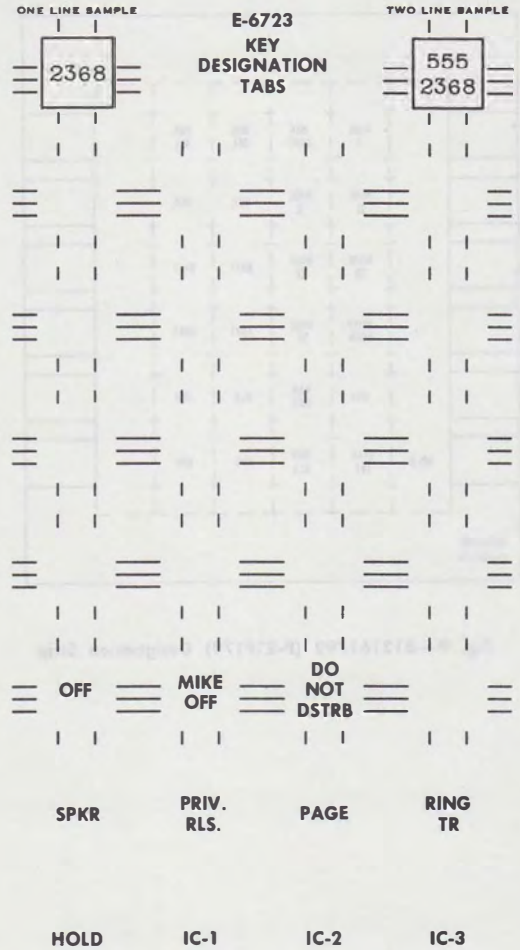


Fig. 11—E-5253 Designation Tabs



841009III

Fig. 12—841009111 (E-6723) Designation Tabs




Fig. 13—814451308 (P-44E130) Designation Strip

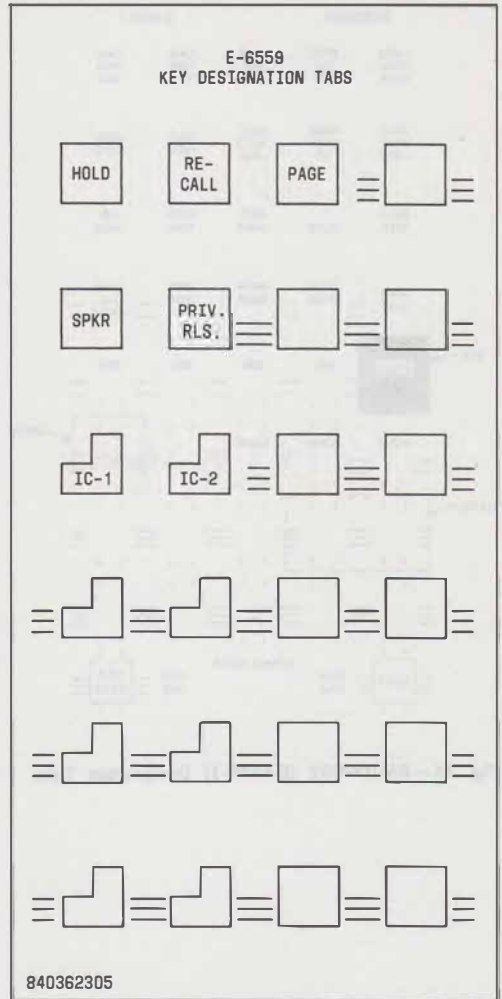


Fig. 14—840362305 (E-6559) Designation Tabs

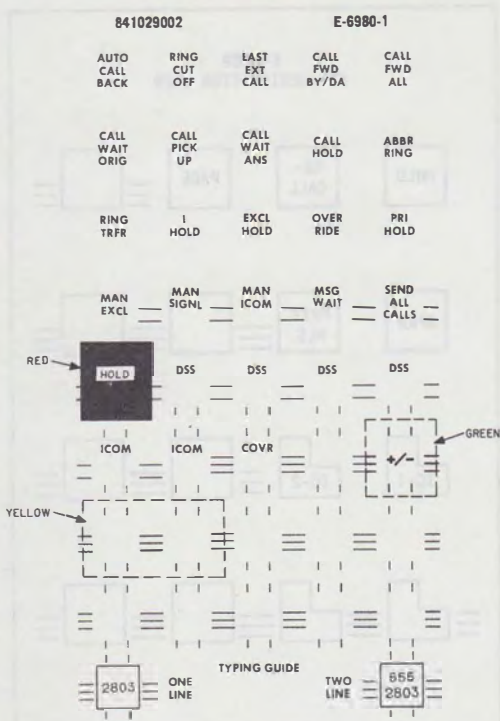


Fig. 15—841029002 (E-6980-1) Designation Tabs




Fig. 16—841029010 (E-6980-2) Designation Tabs

E-6873
KEY DESIGNATION TABS



Fig. 17—841026909 (E-6873) Designation Tabs