

INTERPHONE SYSTEM—1A HOME 2751-TYPE TELEPHONE SETS CONNECTIONS AND MAINTENANCE

1. GENERAL

1.01 Operation with the 1A home interphone system requires installation of a 761A loudspeaker and 664B transmitter (ordered separately, Fig. 1).

1.02 This section is reissued to show maintenance information for 2751-type telephone sets is now covered in Division 502 rather than a specific section.

2. CONNECTION INDEX

Table A—Modification for Secretarial Service
Table B—2751-Type Telephone Set—Conversion for 1A Home Interphone

Fig. 2—2751-type Telephone Set Connections Wired for 1A Home Interphone

Fig. 3—2751-Type Telephone Set Connections to 1A Home Interphone

3. MAINTENANCE

3.01 Refer to Division 502 for maintenance information for the 2751-type telephone sets. Refer to Division 512 for home interphone system requirements and maintenance information.

3.02 Maintenance of the home interphone components of these sets (Fig. 1) is limited to replacement of defective units.

**TABLE A
MODIFICATION FOR SECRETARIAL SERVICE**

WIRE OR LEAD*		REMOVE FROM			CONNECT TO	
		TB2	NET.	STORED LOCATION	TB1	TB2
584G Line Key	(O)	6				12
	(W-O)		G		2	
	(V)			•	1	
	(S)			•		11

* Connect these leads as shown to provide secretarial service in conjunction with 1A home interphone (Table B). This option can only be provided with individual or bridged ringing.

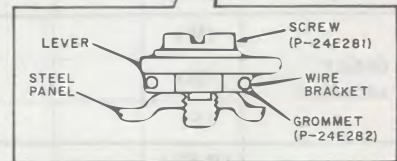



Fig. 1—Home Interphone Components Installed

TABLE B
2751-TYPE TELEPHONE SET — CONVERSION FOR 1A HOME INTERPHONE

WIRE OR LEAD	COLOR	REMOVE FROM				CONNECT TO			
		TB1	TB2	NET	STORED LOCATION	TB1	TB2	NET	INSULATE AND STORE
Line Switch	(S)				•			L1	
	(Y)		11				7		
	(BR)			G					•
	(G)			L2				G	
Hold Key	(BR)		9			1			
	(W)		10			2			
	(BK)	2							•
	(Y)	1							•
	(BL)		9						•
	(S)		3						•
	(O)		8						•
584G Line Key	(O)		6						*
	(W-O)			G					*
	(O-BK)		3						•
	(S-R)			L2				G	
	(V)				•				*
	(S)				•				*
	(W)		11				5		
	(BL)		7				6		
Ringer	(S-R)			L1				L2	
Strap	(S-R)			L1				L2	
664B † Transmitter	(W)						9		
	(R)						10		
	(S)							L1	
761A † Loudspeaker	(R-BL)						3		
	(BL-R)						8		

* Connect as shown in Table A for secretarial service (answer jack circuit); insulate and store for all other classes of service.

† Order and install separately.

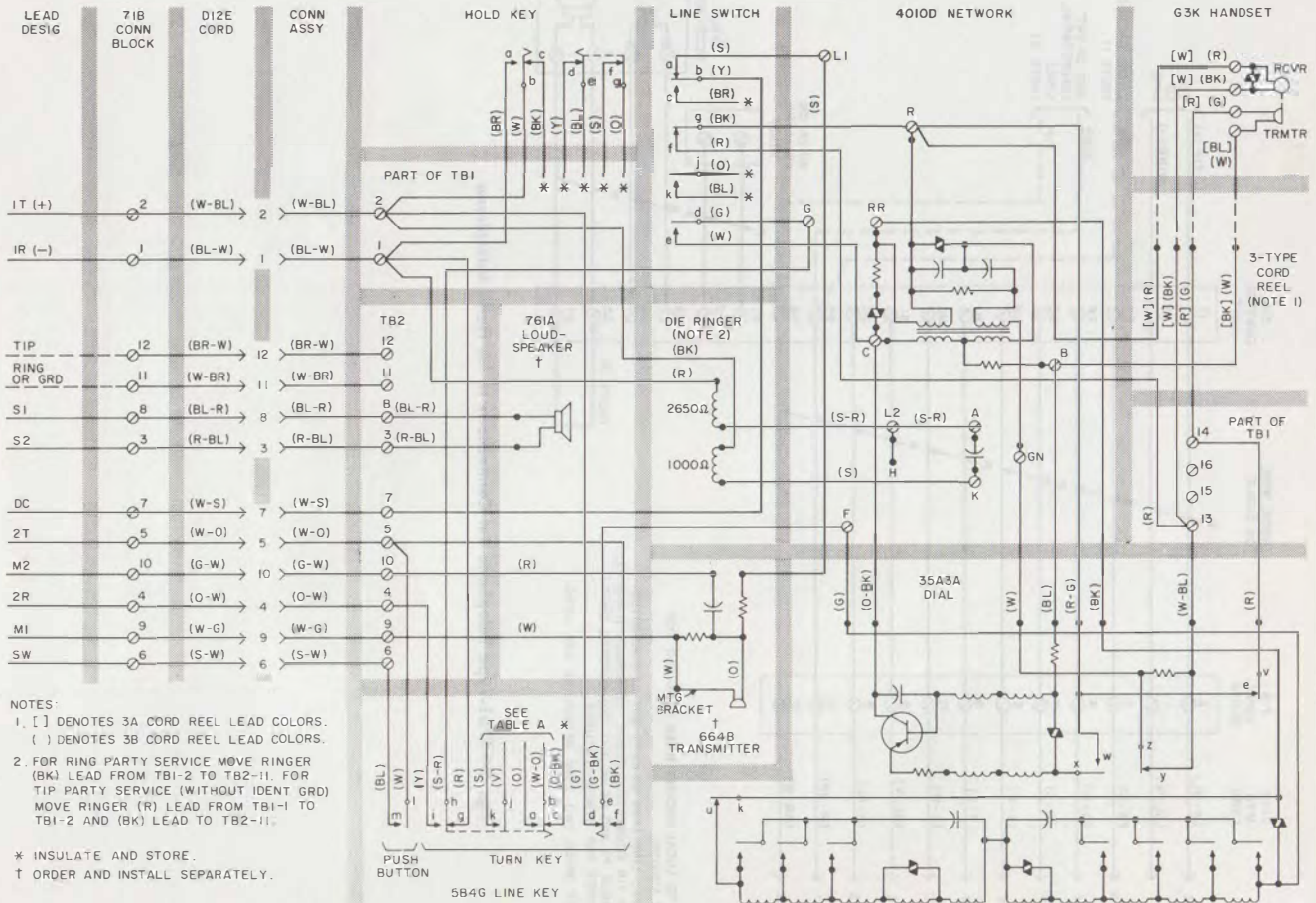


Fig. 2—2751-Type Telephone Set Connections Wired for 1A Home Interphone

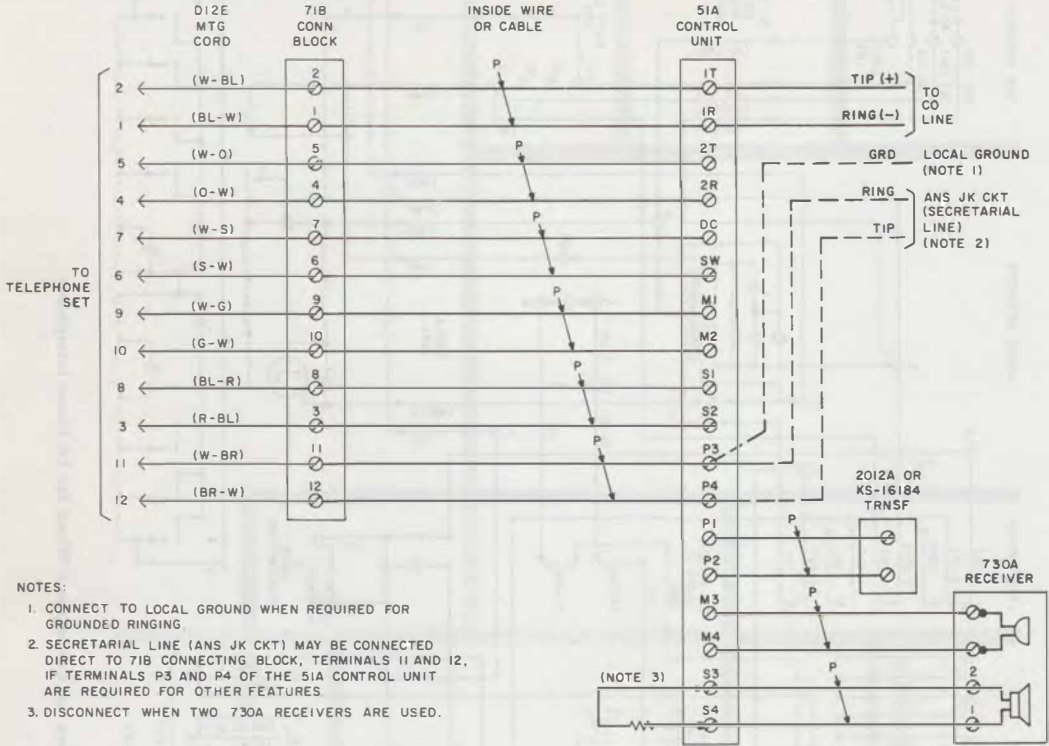


Fig. 3—2751-Type Telephone Set Connections to 1A Home Interphone