

**INTERPHONE SYSTEM—1A HOME**  
**2712B TELEPHONE SETS**  
**CONNECTIONS AND MAINTENANCE**

**1. CONNECTION INDEX**

Fig. 1—2712B Telephone Set Connections

Fig. 2—2712B Telephone Set, Connections to  
1A Home Interphone

**2. MAINTENANCE**

(a) Refer to section covering 1700-type telephone sets for maintenance of the 2712B telephone

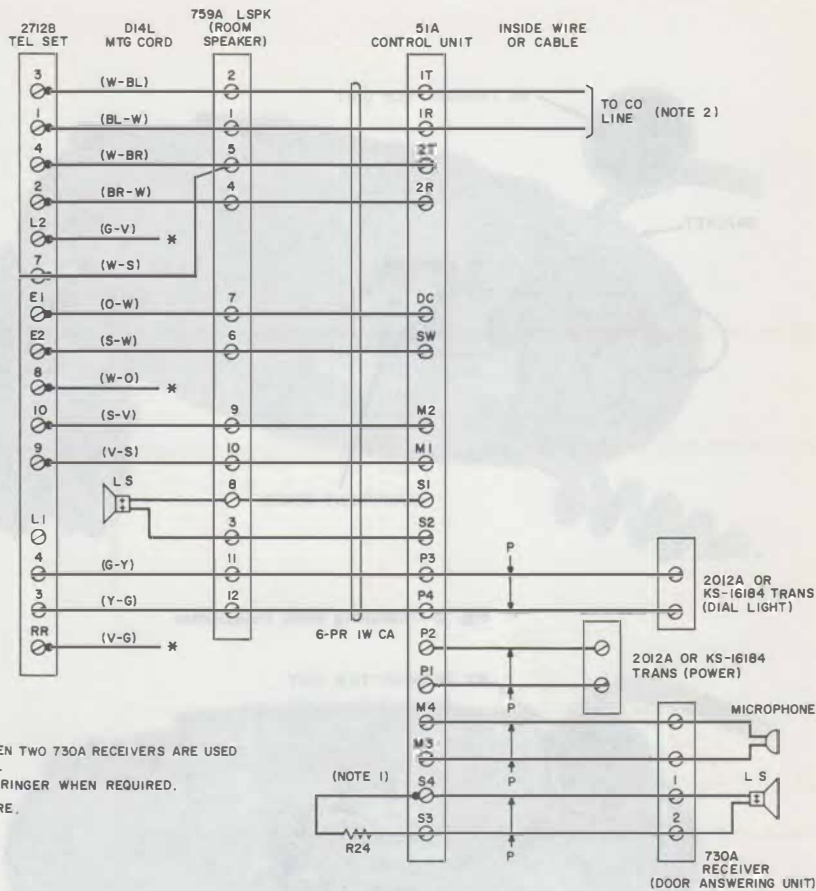
set and appropriate sections for individual components such as handset and dial.

(b) Refer to Division 512 for maintenance of 1A home interphone system.

(c) Maintenance of the home interphone components in these sets (Fig. 3 and 4) consists only of replacement of defective components.

(d) The 664C transmitter must be ordered separately and installed in accordance with Fig. 1.





NOTES:  
 1. DISCONNECT R24 WHEN TWO 730A RECEIVERS ARE USED INSULATE AND STORE.  
 2. PROVIDE EXTERNAL RINGER WHEN REQUIRED.  
 \* INSULATE AND STORE.

Fig. 2—2712B Telephone Set, Connections to 1A Home Interphone

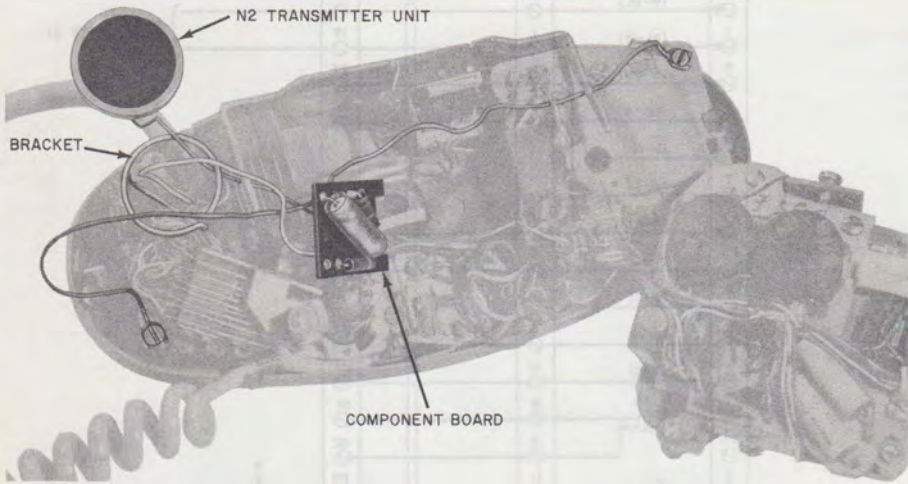


Fig. 3—Installing 664C Transmitter

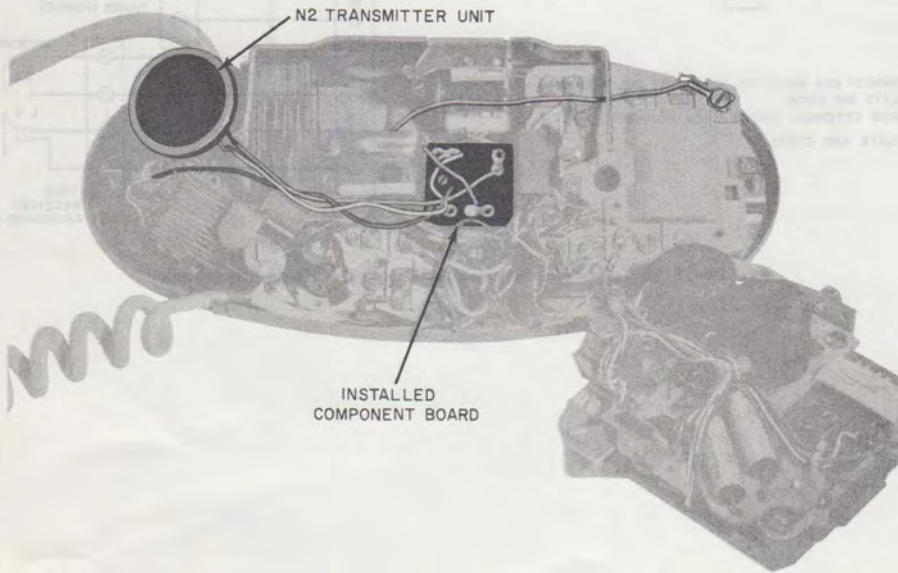


Fig. 4—664C Transmitter Installed